

NAVARO

2024 RANCH HORSE SERIES

MIRACLE FARM | BRENHAM, TX

MARCH 23

APRIL 20

SEPTEMBER 21

OCTOBER 19



WALK/TROT PATTERNS

April 20, 2024

A SPECIAL THANK YOU TO:





2024 RANCH HORSE SHOW & CLINIC SERIES

SHOW DAY SCHEDULE OF EVENTS

TIMES SUBJECT TO CHANGE

7:00 AM YOUTH/GREEN HORSE REGISTRATION OPENS

8:00 AM YOUTH/GREEN HORSE SHOW BEGINS

9:00 AM TRAIL WALK-THRU WITH JUDGE

9:20 AM RANCH HANDLING WALK-THRU WITH JUDGE

9:30-11:30 AM AT-WILL TRAIL/RANCH HANDLING JUDGING

12:00 PM ADULT SHOW REGISTRATION OPENS

1:00 PM ADULT SHOW BEGINS

2:00 PM TRAIL WALK-THRU WITH JUDGE

2:20AM RANCH HANDLING WALK-THRU WITH JUDGE

2:30-5:30 PM AT-WILL TRAIL/RANCH HANDLING JUDGING

NAVARIO RANCH HORSE SERIES

STOCK HORSE PLEASURE PATTERN

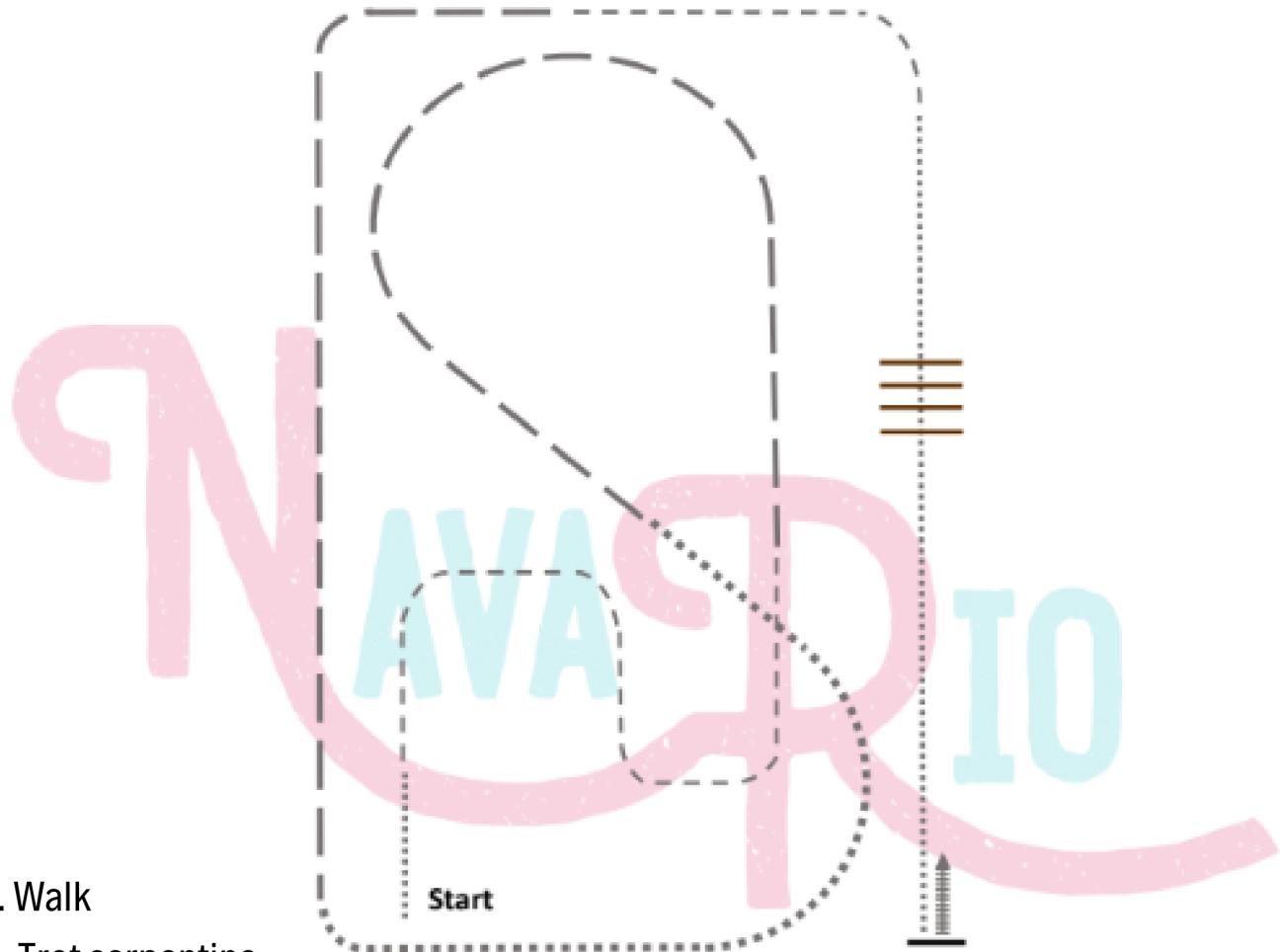
April 20, 2024

1. Extended Walk
 2. Trot
 3. Extended Trot
 4. Stop and Reverse
 5. Walk
 6. Trot
 7. Stop and Back
-

NAVARIO RANCH HORSE SERIES

RANCH RIDING PATTERN

April 20, 2024



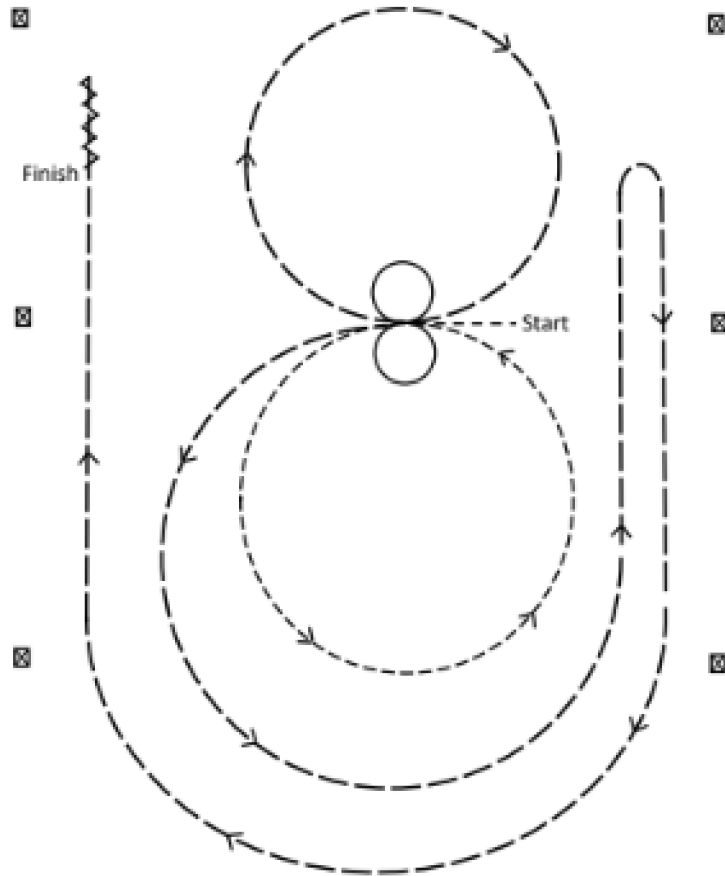
1. Walk
2. Trot serpentine
3. Extend the trot around the end of the arena and diagonally across the arena
4. Break to an extended walk around end of arena
5. Extend the trot on the straight away and around corner to the center of arena
6. Collect the trot around corner of arena
7. Break to a walk
8. Walk over logs
9. Stop and back

Walk
Jog	-----
Ext. Trot	- - - - -
Lope	—————
Ext. Lope	—————
Back	→
Side pass	∪ ∪

NAVARIO RANCH HORSE SERIES

W/T REINING PATTERN

April 20, 2024



1. Start at end of arena. Extended jog past the center marker, stop, and back at least 10 feet to the center.
2. Complete 2 spins right
3. Complete 2 $\frac{3}{4}$ spins left.
4. Complete one circle to the right small and slow at a jog.
5. Complete a larger, fast circle to the left at an extended jog.
6. Complete $\frac{3}{4}$ of a right circle, continue the extended jog past center marker, stop. Hesitate to complete pattern

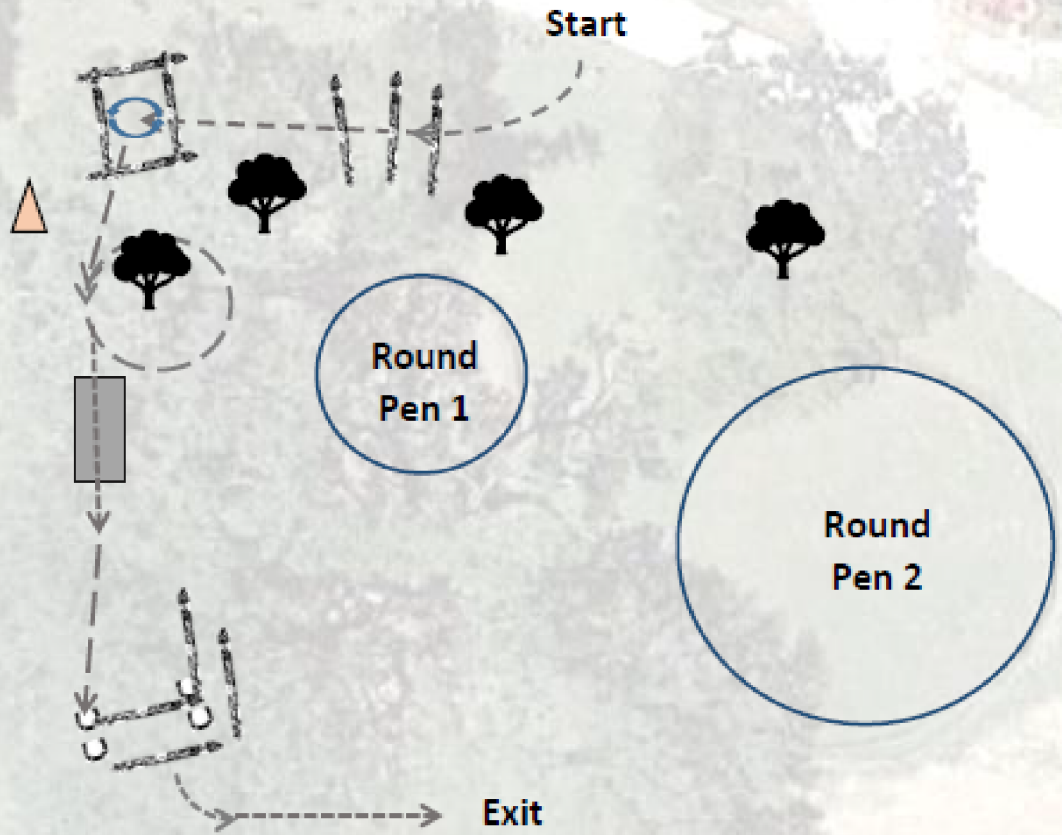
Walk
Jog	- - - - -
Ext. Trot	— — — — —
Lope	—————
Ext. Lope	—————
Back	→
Side pass	∪ ∪

NAVARIO RANCH HORSE SERIES

RANCH TRAIL PATTERN

April 20, 2024

Pattern is overlaid on an arial view of Miracle Farm for best dimensions



1. Walk over logs and into box
2. Turn 90 degrees to the left
3. Extend the trot around and through trees as shown
4. Walk over bridge
5. Extended the trot to the logs
6. Sidepass over first log
7. Walk over second set of logs to finish

Walk
Jog	-----
Ext. Trot	— — —
Lope	————
Ext. Lope	—————
Back	→
Side pass	U U

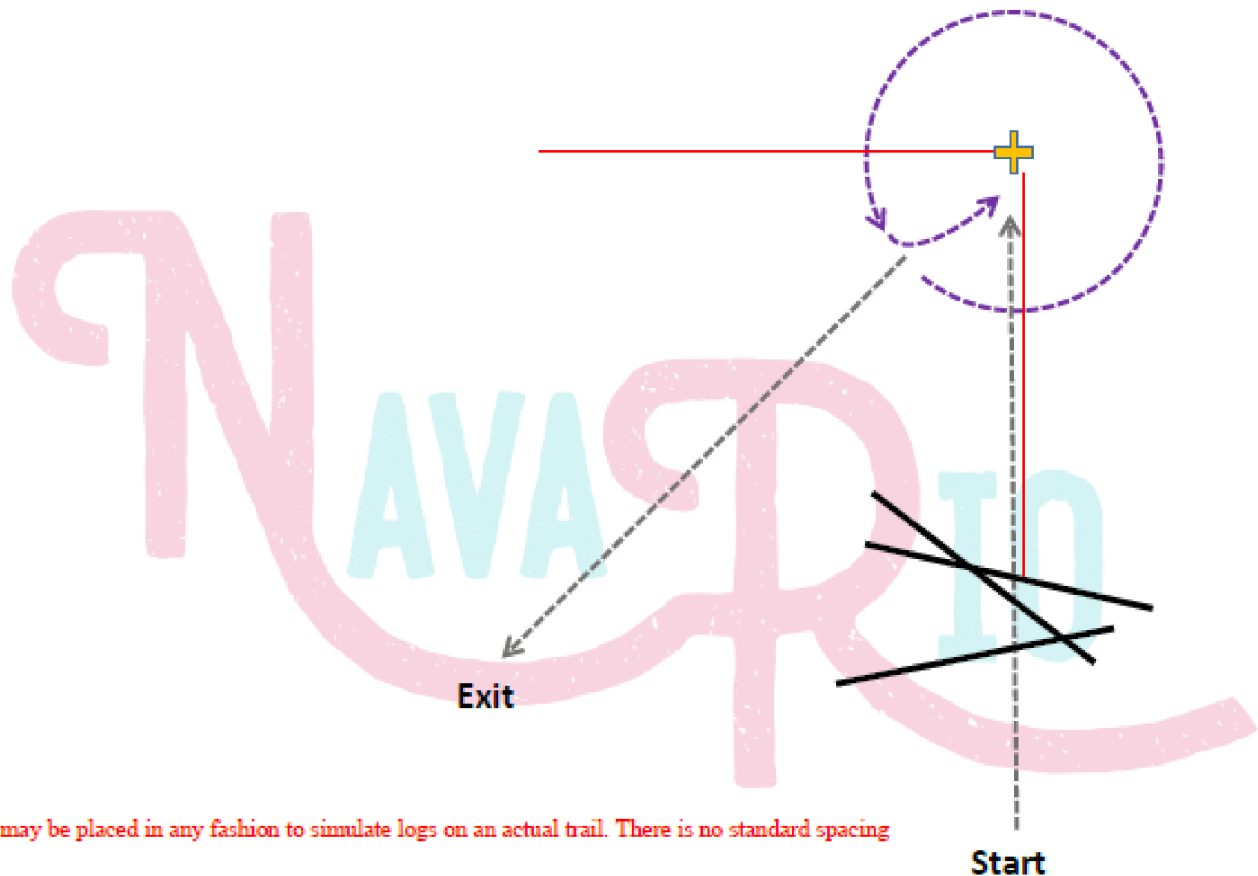
NAVARIO RANCH HORSE SERIES

RANCH HANDLING



W/T Pattern #1

What is sending your horse? This class requires you to “send” your horse, an exercise made popular by Clinton Anderson, but with very practical use. To learn more about “sending” your horse and how to master this class visit <https://www.horseillustrated.com/horse-training-clinton-anderson-sending-exercise>



Logs may be placed in any fashion to simulate logs on an actual trail. There is no standard spacing

1. Walk over and past logs, leaving enough room for your horse to go between you and the logs. Turn to face horse. *Horse and rider should be facing opposite directions.
2. Send horse at walk, going counterclockwise from the handler.
 - a. The handler has two opportunities to send their horse. If the horse does not send, they must stop and move to maneuver 3.
3. After first circle is complete horse should return to handler.
 - a. Handler should ensure that their horse returns within the 90-degree angle denoted in the drawn pattern. If not, they will be penalized.
4. Pick up the front left foot. Place horse's foot down (do not drop).
5. Turn horse and walk to the exit.

Start

Ground Tie	◆
Handler Spot	+
Walk	-----
Jog	-----
Ext. Trot	-----
Lope	—————
Back	→
Side pass	∪ ∪