

NAVARO

2024 RANCH HORSE SERIES

MIRACLE FARM | BRENHAM, TX

MARCH 23

APRIL 20

SEPTEMBER 21

OCTOBER 19



WALK/TROT/LOPE PATTERNS

April 20, 2024

A SPECIAL THANK YOU TO:





2024 RANCH HORSE SHOW & CLINIC SERIES SHOW DAY SCHEDULE OF EVENTS

TIMES SUBJECT TO CHANGE

7:00 AM YOUTH/GREEN HORSE REGISTRATION OPENS

8:00 AM YOUTH/GREEN HORSE SHOW BEGINS

9:00 AM TRAIL WALK-THRU WITH JUDGE

9:20 AM RANCH HANDLING WALK-THRU WITH JUDGE

9:30-11:30 AM AT-WILL TRAIL/RANCH HANDLING JUDGING

12:00 PM ADULT SHOW REGISTRATION OPENS

1:00 PM ADULT SHOW BEGINS

2:00 PM TRAIL WALK-THRU WITH JUDGE

2:20AM RANCH HANDLING WALK-THRU WITH JUDGE

2:30-5:30 PM AT-WILL TRAIL/RANCH HANDLING JUDGING

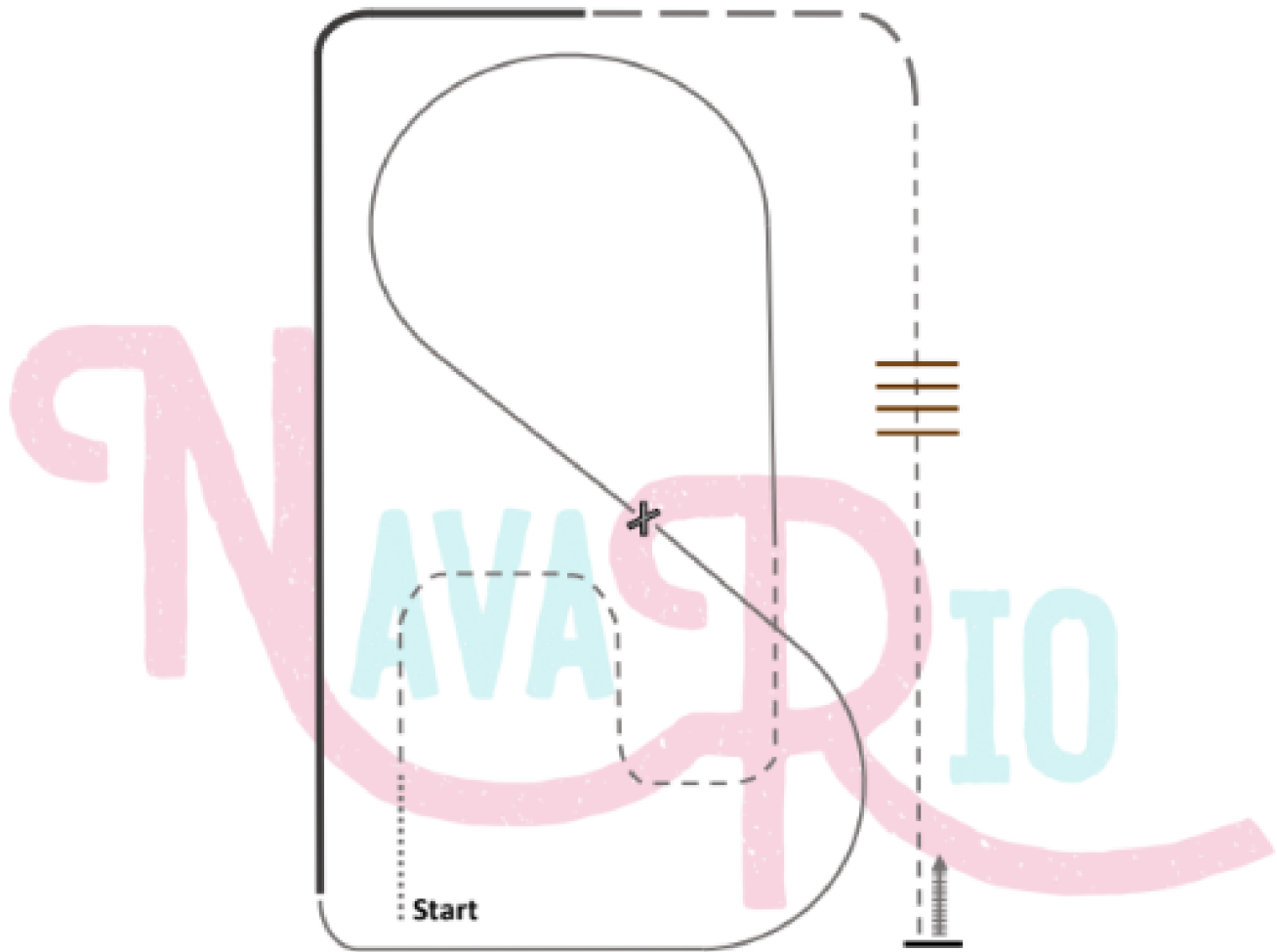
STOCK HORSE PLEASURE PATTERN

April 20, 2024

1. Extended Walk
 2. Trot
 3. Extended Trot
 4. Lope
 5. Stop and Reverse
 6. Ordinary Walk
 7. Lope
 8. Extended Lope
 9. Trot
 10. Stop and Back
-

RANCH RIDING PATTERN

Show Date: April 20, 2024

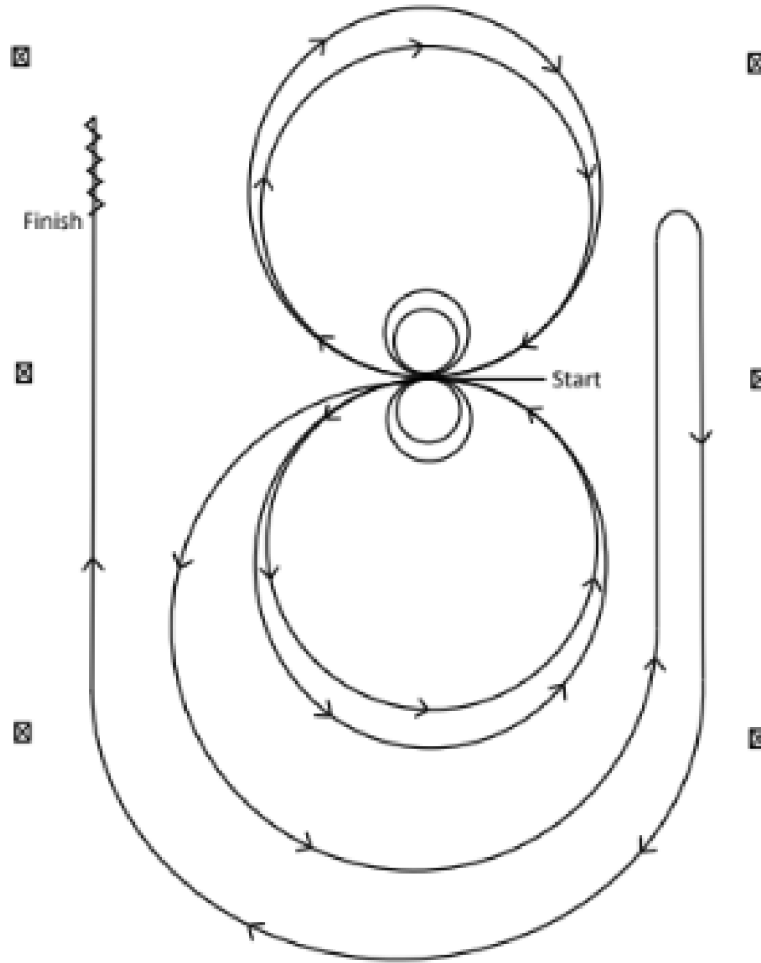


1. Walk
2. Trot serpentine
3. Lope left lead around the end of the arena and diagonally across the arena
4. Change leads (simple or flying)
5. Right lead lope around end of arena
6. Extend the lope on the straight away and around corner to the center of arena
7. Extended trot around corner of arena
8. Collect trot over logs
9. Stop and back

Walk
Jog	- - - - -
Ext. Trot	- - - - -
Lope	—————
Ext. Lope	—————
Back	→
Side pass	∪ ∪

REINING PATTERN

April 20, 2024



Horses may walk or trot to the center of the arena, stop.

1. Beginning on the left lead, complete 2 circles to the left. Stop at the center of the arena facing the left wall or fence.
2. Complete 2 spins to the left. Hesitate.
3. Beginning on the right lead, complete 2 circles to the right. Stop at the center of the arena.
4. Complete 2 spins to the right. Hesitate.
5. Beginning on the left lead, go around the end of the arena, run down the right side of arena past center marker, stop and rollback right.
6. Continue back around end of arena to run down left side of arena past center marker. Stop and back.

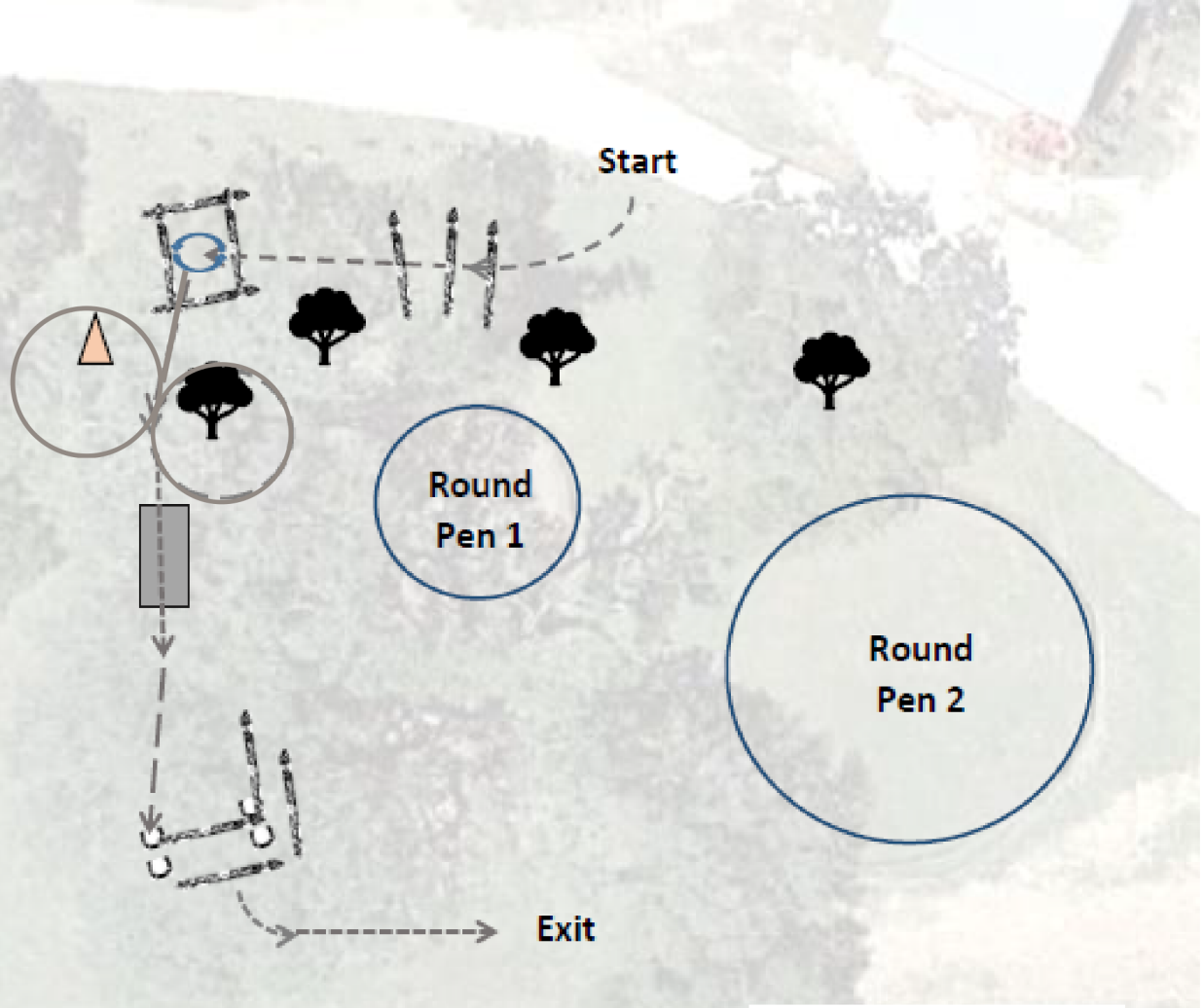
Hesitate to demonstrate completion of the pattern.

Walk
Jog	- - - - -
Ext. Trot	— — —
Lope	—————
Ext. Lope	—————
Back	→
Side pass	∪ ∪

RANCH TRAIL PATTERN

April 20, 2024

Pattern is overlaid on an arial view of Miracle Farm for best dimensions



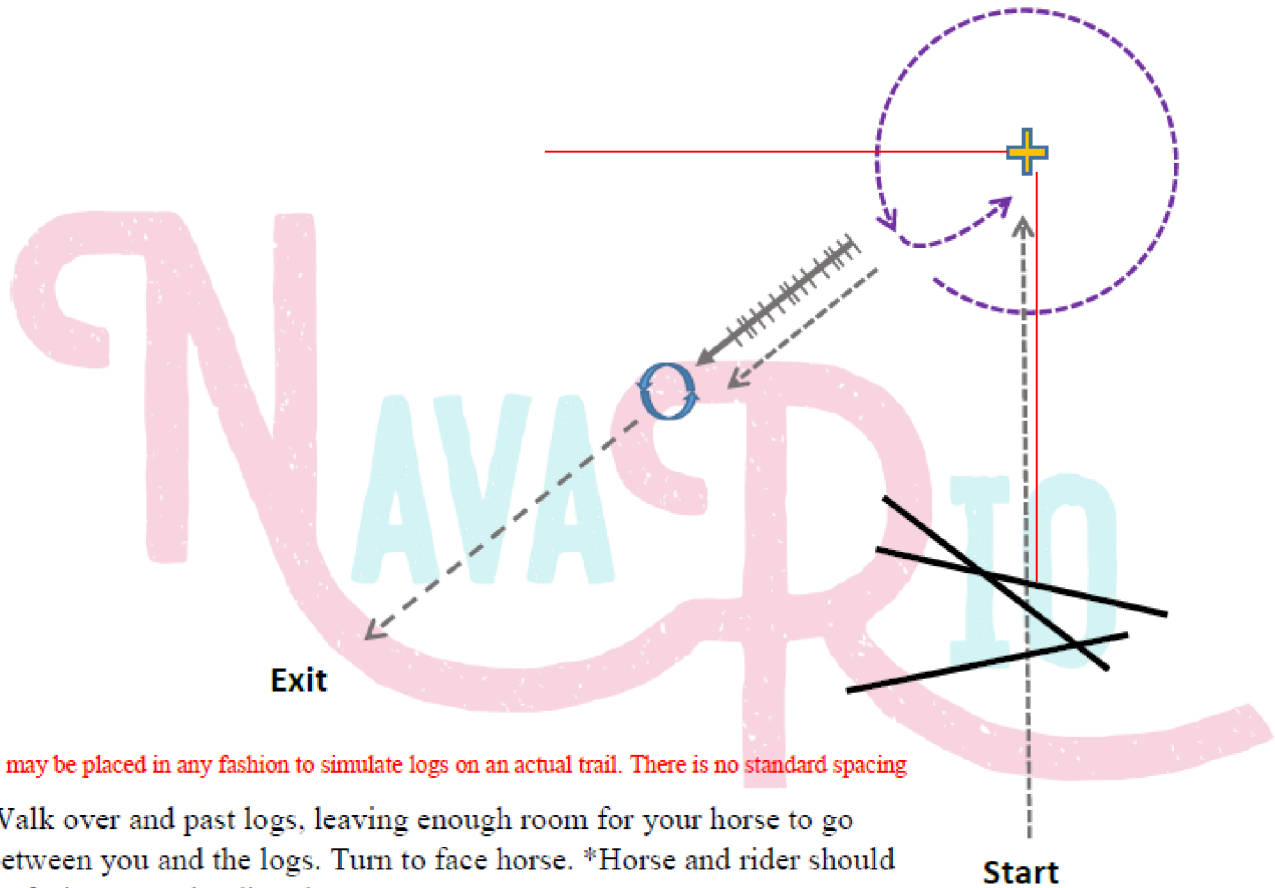
1. Walk over logs and into box
2. Turn 270 degrees to the right
3. Walk out of the box and lope right lead around cone
4. Change leads (simple or flying) and lope around and through trees as shown
5. Walk over bridge
6. Extended the trot to the logs
7. Sidepass over first log
8. Walk over second set of logs to finish

Walk
Jog	- - - - -
Ext. Trot	- - - - -
Lope	—————
Ext. Lope	—————
Back	→
Side pass	U U

RANCH HANDLING

WTL Pattern #1

What is sending your horse? This class requires you to “send” your horse, an exercise made popular by Clinton Anderson, but with very practical use. To learn more about “sending” your horse and how to master this class visit <https://www.horseillustrated.com/horse-training-clinton-anderson-sending-exercise>



Logs may be placed in any fashion to simulate logs on an actual trail. There is no standard spacing

1. Walk over and past logs, leaving enough room for your horse to go between you and the logs. Turn to face horse. *Horse and rider should be facing opposite directions.
2. Send horse at walk, going counterclockwise from the handler.
 - a. The handler has two opportunities to send their horse. If the horse does not send, they must stop and move to maneuver 3.
3. After first circle is complete horse should return to handler.
 - a. Handler should ensure that their horse returns within the 90-degree angle denoted in the drawn pattern. If not, they will be penalized.
4. Stop horse and have it back two strides while handler remains stationary.
5. Walk to horse and pick up the front left foot. Place horse's foot down (do not drop).
6. Ask horse to move hindquarters one step to the left (left while facing horse, horse should be taking one step right).
7. Pick up a trot and continue to the exit.

Ground Tie	◆
Handler Spot	+
Walk	-----
Jog	----- .
Ext. Trot	----- .
Lope	-----
Back	→
Side pass	U U